

# BAPS Shri Swaminarayan Mandir



Student Worksheet (6- to 10-year-olds)



Name: ..... School: .....

Welcome. This worksheet will help you to learn about the Mandir in an enjoyable way.

This Mandir is divided into two parts:

1. Haveli – A Cultural Complex


2. Mandir – A Spiritual Complex



1. Answer the questions below.

- a. In which country was the carving work done?  
 India       UK       Burma
- b. Which animal can you see carved on the wood?  
 Horse       Lion       Elephant
- c. Which bird is carved on the pillars?  
 Sparrow       Dove       Peacock
- d. The design of the carpet is based on which flower?  
 Sunflower       Lotus       Rose
- e. Do the designs on the carpet and wood match with each other?  
 Yes       No       Not Sure
- f. What is special about the Prayer Hall? .....

2. Name these parts of the Mandir:



a. ....



b. ....



c. ....

3. Answer in one or two words.

- a. When was the Mandir opened? .....
- b. How long did it take to build this Mandir? .....
- c. How many shrines are there in the Mandir? .....
- d. How many stone (marble) images are there in the shrines? .....
- e. How many metal images are there in the shrine? .....
- f. How many shikhars (pinnacles) are there? .....
- g. What is the colour of the dhwaja (flag)? .....
- h. How many pillars of divinity are there in the Mandir? .....
- i. Who is next to Rama? .....
- j. Who has a flute in his hand? .....
- k. What is there on Shiva's head? .....
- l. Who is the present spiritual leader of the Swaminarayan Faith? .....

4. Write 5 facts about the Mandir.

- a. ....  
.....
- b. ....  
.....
- c. ....  
.....
- d. ....  
.....
- e. ....  
.....



5. Match the pairs with a line.

A

Answers

B

Shiva

Sita

Krishna

Metal murti

Harikrishna Maharaj

Ghanshyam Maharaj

Rama

Yogi

Tallest murti

Flute


6. Wordsearch

S	W	A	M	I	N	A	R	A	Y	A	N
I	M	A	W	S	H	K	U	M	A	R	P
T	F	L	U	T	E	O	A	L	R	K	N
A	S	N	W	B	L	Y	G	T	H	A	L
R	D	N	A	F	H	A	V	E	L	I	V
A	U	M	A	S	U	A	P	A	M	K	N
M	W	B	N	K	H	F	L	R	I	R	A
A	P	A	V	S	E	P	J	T	M	A	M
D	H	I	E	A	R	T	S	I	N	V	U
G	B	N	I	L	K	A	N	T	H	A	N
V	A	C	O	W	H	E	R	D	A	N	A
G	A	N	H	S	I	R	K	I	R	A	H

- This temple is dedicated to S\_\_AM\_\_N\_\_R\_\_Y\_\_N. (12)
- The present spiritual leader is P\_\_\_\_M\_\_\_\_H S\_\_A\_\_I. (12)
- N\_\_\_\_K\_\_N\_\_H was a child-yogi. (8)
- The image of H\_\_\_\_I\_\_R\_\_S\_\_\_\_A Maharaj is made of five metals. (11)
- G\_\_\_\_N\_\_\_\_Y\_\_M Maharaj is the tallest image. (9)
- H\_\_N\_\_M\_\_N is Rama's devotee. (7)
- G\_\_N\_\_S\_\_A is the son of Shiva and Parvati. (7)
- S\_\_T\_\_R\_\_M\_\_ are deities from the epic 'Ramayan'. (8)
- \_\_U\_\_ is the sound of creation. (3)
- The offering of food to the deities is known as T\_\_\_\_L. (4)
- The demon of the epic 'Ramayan' is R\_\_\_\_A\_\_A. (6)
- Lord Krishna was brought up as a C\_\_\_\_H\_\_\_\_D. (7)
- The 'waving of lamps' is known as the A\_\_\_\_I ceremony. (4)
- Krishna carries a F\_\_U\_\_E in his hand. (5)
- H\_\_V\_\_\_\_I is the design of the Cultural Complex. (6)



7. Colour the figures below.




G \_ N \_ S \_ A



T \_ L \_ K-C \_ A \_ D \_ O

THANK YOU FOR YOUR VISIT



BAPS Shri Swaminarayan Mandir  
Brentfield Road, Neasden, London NW10 8LD

Inspirer: His Holiness Pramukh Swami Maharaj

[www.mandir.org](http://www.mandir.org)  
[www.swaminarayan.org](http://www.swaminarayan.org)  
[kids.swaminarayan.org](http://kids.swaminarayan.org)

